

85006, 85008

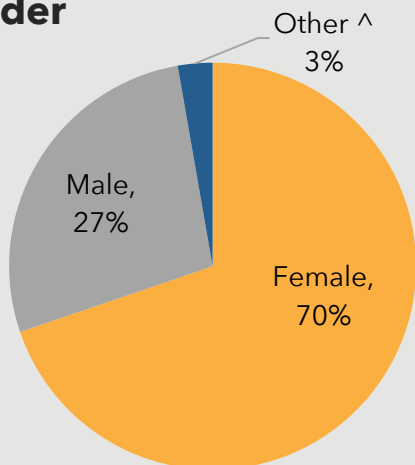
ZONE 10

Responses to the 2019 Community Health Assessment Survey from the residents of Zone 10.

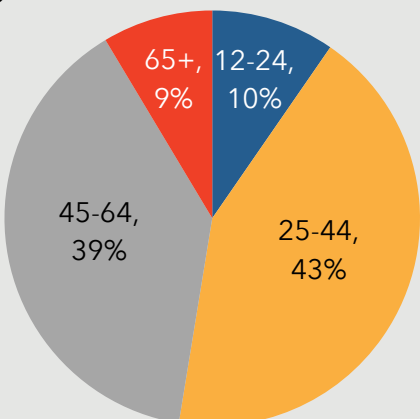


Who took the survey in Zone 10?

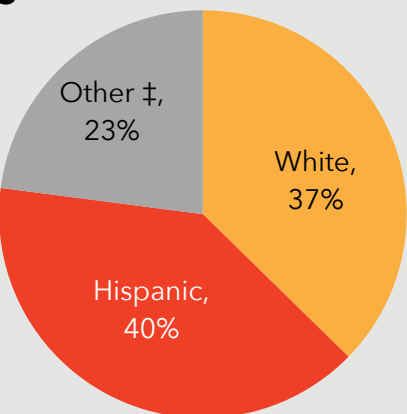
Gender



Age

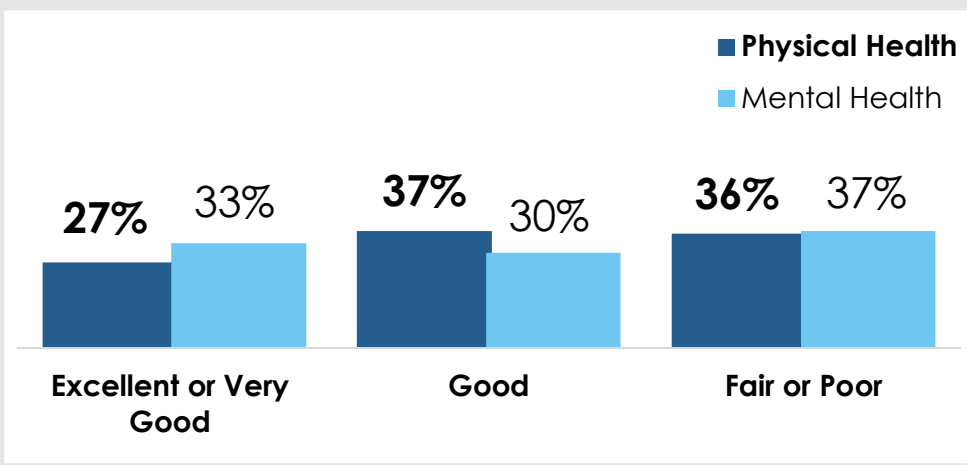


Race

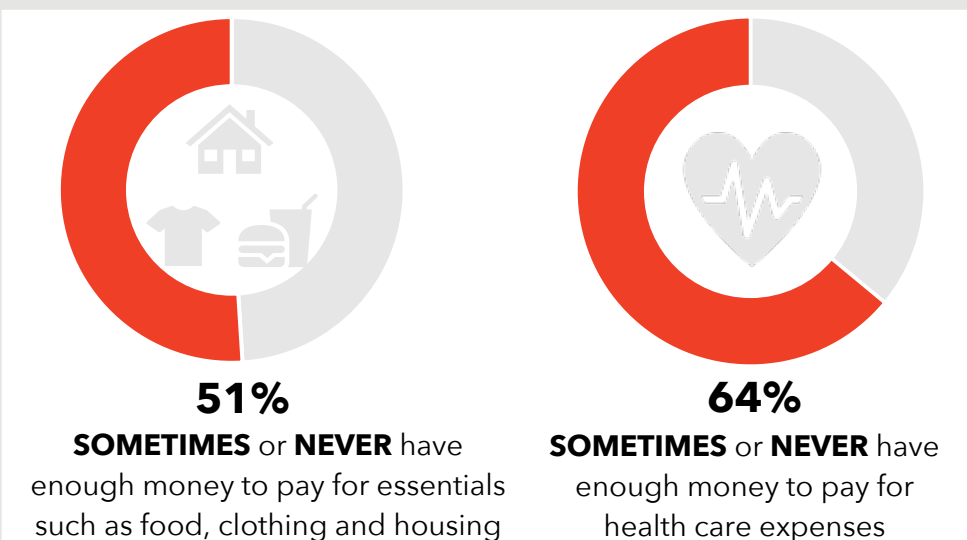


41% reported a household income of **less than \$20,000.**

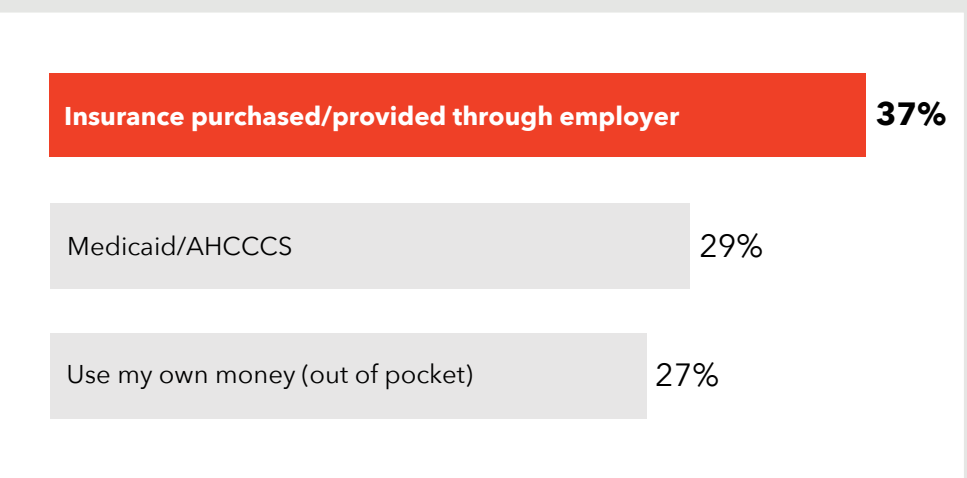
How do respondents in Zone 10 rate their Physical and Mental Health?



Do respondents in Zone 10 struggle each month to pay for medical care and/or necessities?



How do residents in Zone 10 pay for their health care?



293 surveys collected.

Some demographic data will total over 100% due to rounding.

^ The 'Other' category includes 'Transgender' responses for gender.

‡ Due to low response rates, the 'Other' category includes 'Asian', 'Black or African American', 'American Indian or Native American', 'Multi-racial', and 'Other' responses or race/ethnicity.

TOP 3
COMMUNITY
STRENGTHS



Access to public libraries and community centers	----- 47%
Access to parks and recreation sites	----- 45%
Access to public transportation	----- 45%

TOP 3
COMMUNITY
ISSUES



Homelessness	----- 43%
Distracted driving	----- 33%
Lack of affordable housing	----- 31%

TOP 3
BARRIERS TO
HEALTHCARE



Underinsured	----- 36%
Difficulty finding the right provider for my care	----- 32%
Uninsured	----- 25%

TOP 3
HEALTH
CONDITIONS



Alcohol/substance abuse	----- 62%
Mental health issues	----- 47%
Overweight/obesity	----- 33%



Want More?

- Find out how your city compares to other cities in Maricopa County.
- Submit a Data Request to obtain regional survey results.
- Join Synapse to partner with local organizations.

Contact:

Eileen Aguilar
(602) 859-4763

Eileen.Aguilar@maricopa.gov

Data Request:

<https://www.maricopa.gov/data-request>