

Maricopa County Overdose Deaths 2019 Monthly Report



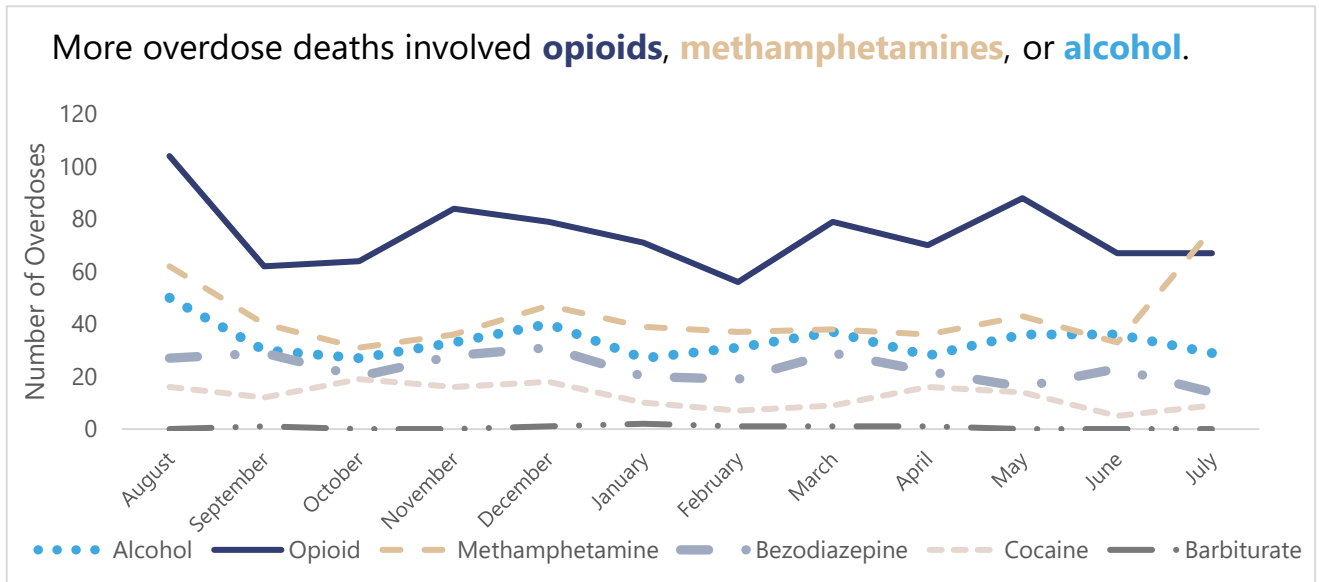
Deaths in Maricopa County which are potentially due to unnatural causes are investigated by the Maricopa County Office of the Medical Examiner (OME), where postmortem examinations and laboratory testing is performed. The following data are based on toxicology results for deaths which were certified by the OME to be substance use caused, also referred to as overdose deaths. Please keep in mind that these are counts of deaths, and any interpretation or comparisons to other jurisdictions should take into account the underlying population. These data reflect all cases investigated by the OME and include all drug-related overdose deaths that occurred in Maricopa County for both residents and non-residents. Approximately ten percent of the total cases are for non-residents (out of county or out of state) or homeless or transient individuals. Including all cases occurring within Maricopa County is essential in order to show the burden it places on our emergency and medical services.

All substance-related deaths were included regardless of the substance itself; this includes over the counter, prescription, and illicit drugs. This dataset does not identify whether any prescription medications detected were actually prescribed to the deceased individual or whether they were obtained illegally.

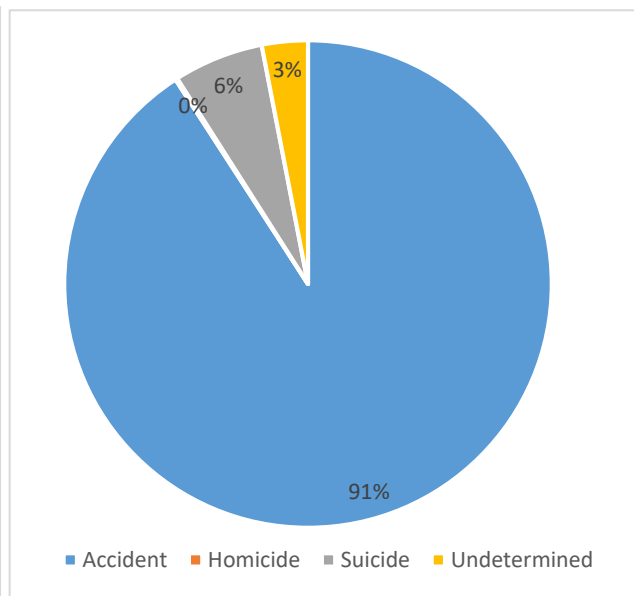
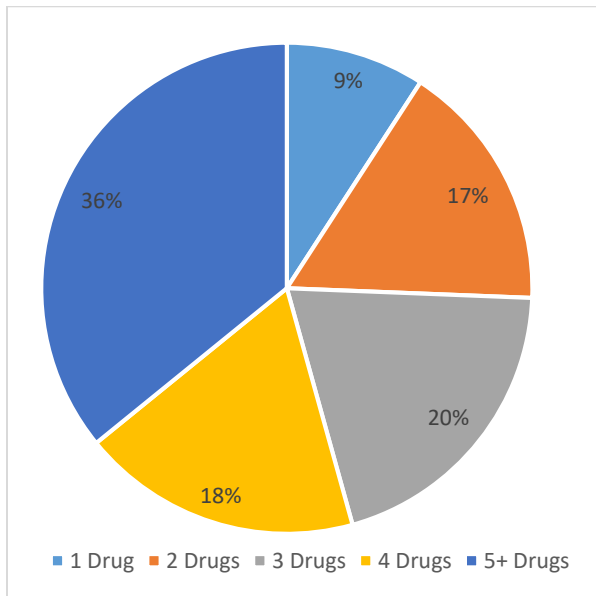
Additionally, drug and toxin metabolism can vary by individual, and the circumstances surrounding their death and positive toxicology results are based on an overall positive test for that substance, not a specific threshold for toxic levels. The information on specific substances should be interpreted in light of that limitation.

The figures below only include 2019 data (only January to July), except for the time-series graphs that show the past year data. Data presented for 2019 should be considered provisional as the full caseload for each of those months has not been completed. This data includes autopsy results through **July 2019** and totals **753 drug overdose deaths for 2019**.

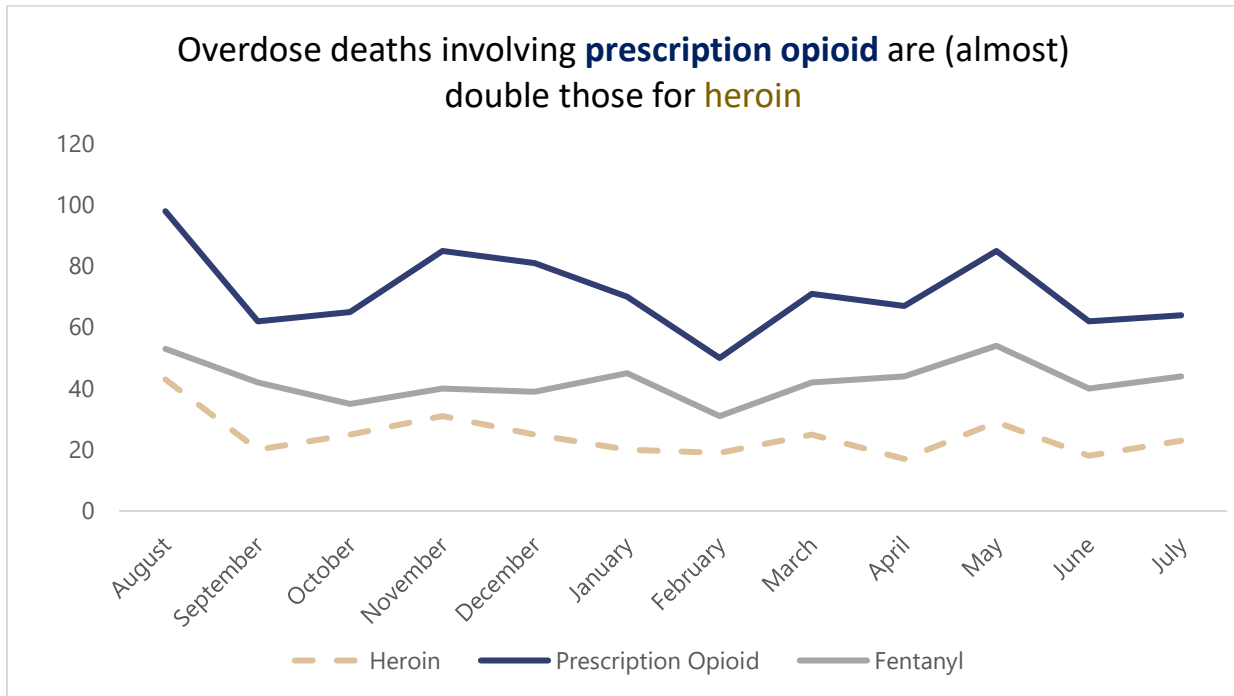
From August 2018 to July 2019, there were 1,308 drug-related overdose deaths in Maricopa County, and the majority of overdose deaths involved opioids, methamphetamines, or alcohol.



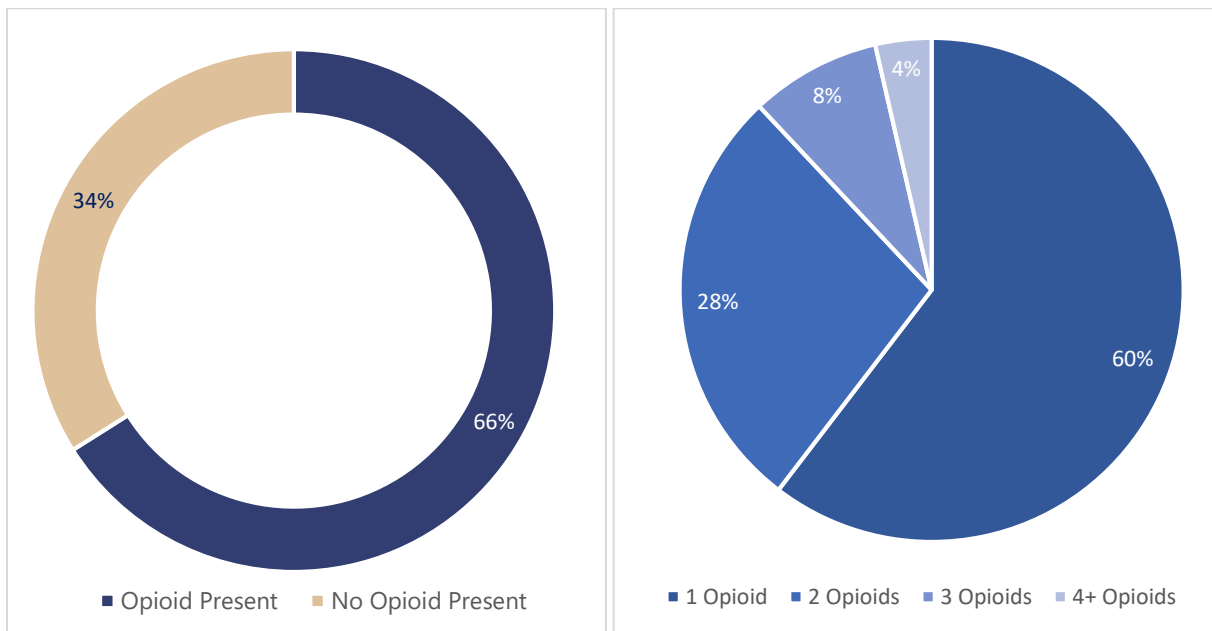
In 2019, 91% of overdose deaths involved more than one drug, and 91% of overdose deaths were determined to be accidental.



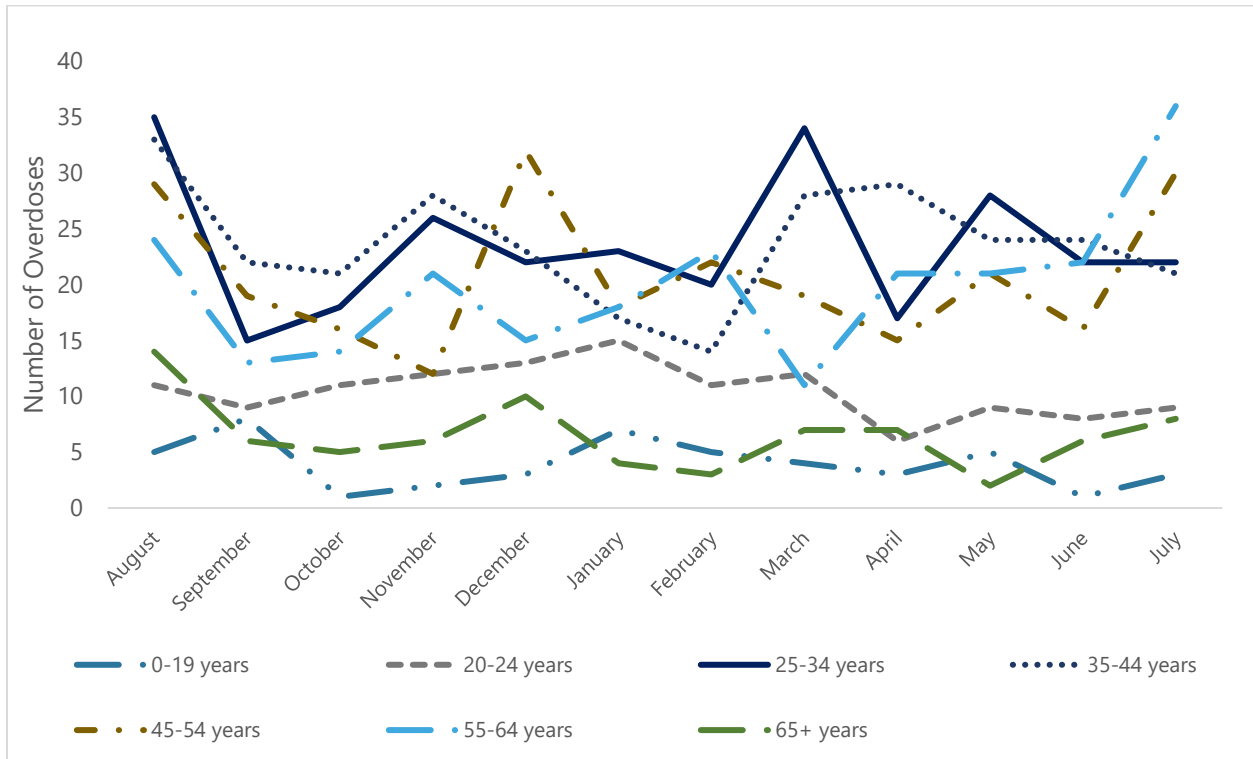
Opioids (including prescription opioids and heroin) killed 860 people between August 2018 to July 2019, and about 75% of all opioid overdose deaths involved **prescription opioids** (including fentanyl).



In 2019, 66% of all drug overdose deaths involved at least one **opioid**. And among those with an opioid-involved, 60% had only one **opioid** in their system.



Overall, **25 to 34-year-olds** had more drug overdose deaths than other age groups.



In 2019, drug overdose deaths were seen predominantly in males (74% **male**; 26% **female**). And drug overdose deaths were much higher (60%) in non-Hispanic white population than other race/ethnic groups.

