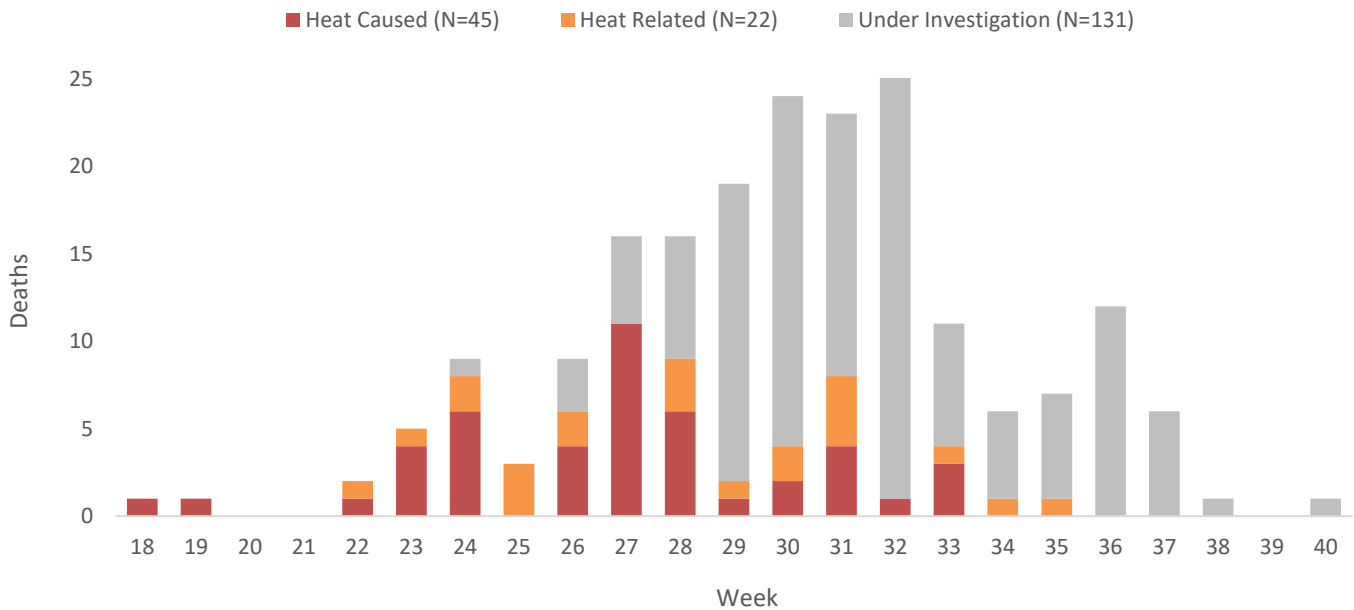


Maricopa County Department of Public Health (MCDPH) conducts weekly heat associated mortality surveillance. The enhanced heat surveillance season usually begins in May and ends in October. This heat season, there have been a total of **69 confirmed heat associated deaths**. Cooling and hydration stations in Maricopa County are open to the public throughout the heat season. For more information on Heat, please visit <http://heataz.org>.

Graph 1. There have been 67 confirmed heat-associated deaths in Maricopa County this heat season as of 10/05/19

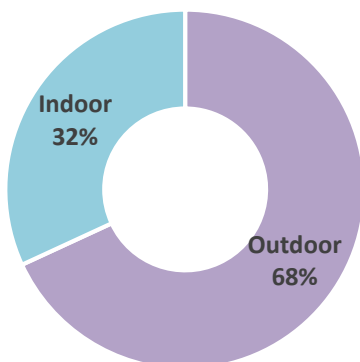


*2 confirmed heat-caused cases from April excluded from graph.

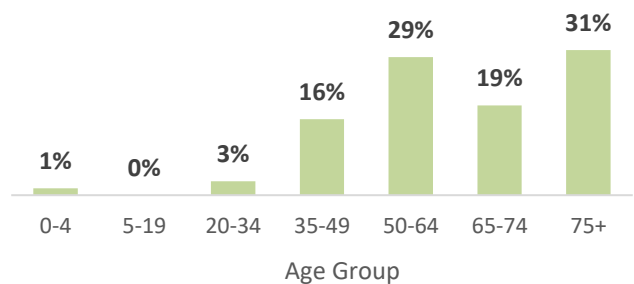
Table 1. Summary of 2019 and 2018 heat-associated cases during the same weeks.

	2019 Cases			2018 Cases		
	Confirmed	Under Investigation	First Confirmed	Confirmed	Under Investigation	First Confirmed
Annual Total	69	131	4/13/2019	66	128	05/21/2018

Graph 2. Sixty-eight percent of heat-associated deaths have had an injury place outdoors.



Graph 3. The highest proportion of heat-associated deaths are among those aged 75 and older.

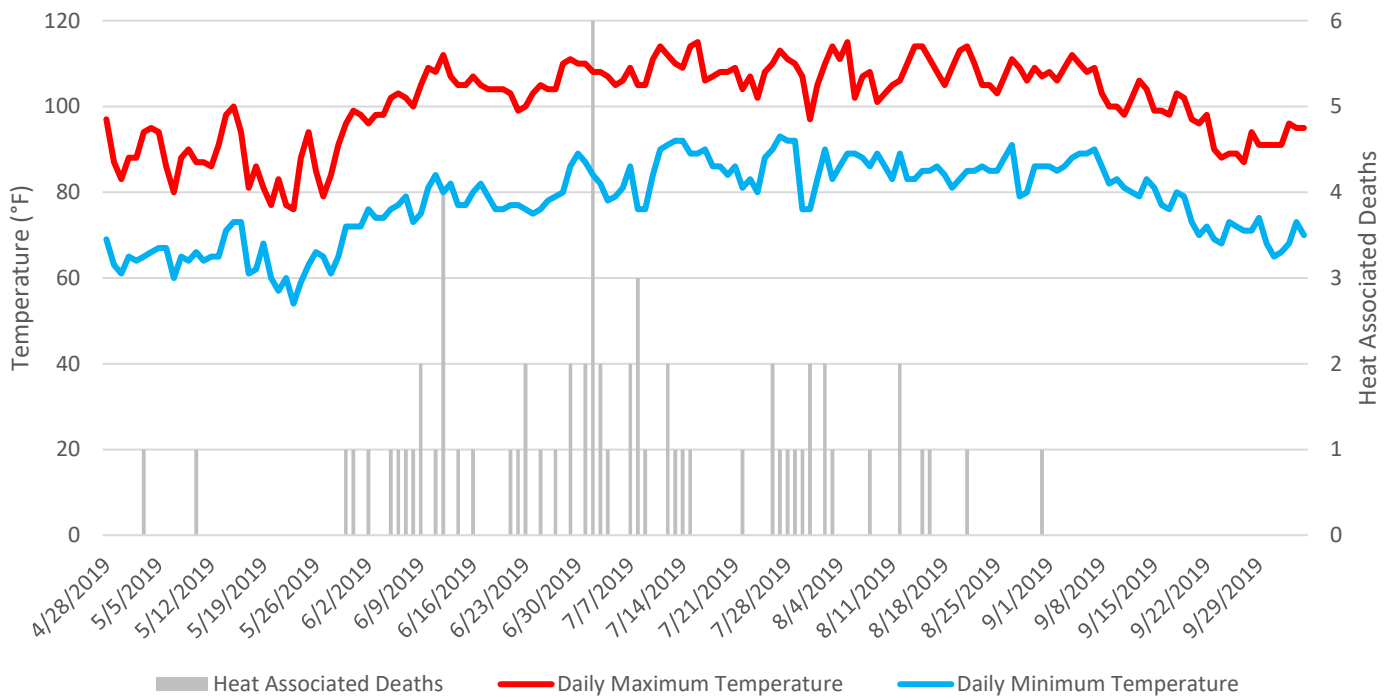


HEAT ASSOCIATED DEATHS & HOSPITAL VISITS 2019 WEEKLY REPORT WEEK 40 (09/29-10/05)

Table 2. Air condition status among heat-associated indoor deaths, Maricopa County 2019

Air Conditioning Status	Count	Percentage
Air Conditioning Present	11	50%
Non-Functioning	7	64%
No Electricity	1	9%
Not in Use	3	27%
Unknown	0	0%
Air Conditioning Not Present	1	5%
Unknown	10	45%
Total Indoor Deaths	22	

Graph 4. The first heat associated death occurred in April (not graphed).



*Counts are preliminary and may increase as additional data are received.

Heat Caused (HC): Cases that mention heat or heat exposure in Part I of the death certificate causes of death (diseases or conditions in the direct sequence causing death), for variables cod_a, cod_b, cod_c, or cod_d. County of death: Maricopa.

Heat Related (HR): Cases that mention heat exposure in Part II of the death certificate causes of death (diseases and conditions contributing but not directly resulting in the death sequence), but not in any of the Part I variables (cod_a, cod_b, cod_c, or cod_d). County of death: Maricopa.

Under Investigation (UI): Cases the Maricopa County Office of Medical Examiner suspects are heat associated deaths.

Data Sources: Maricopa County, Office of Vital Registration and Office of Medical Examiner; Arizona Department of Health Services, Office of Vital Registration